




Application Data -Linear Motion Slides



No of Axis		
Stroke		
Area of table top required.		
Loading		
Positioning accuracy required.		
Repeatability required.		
Type of Guidance system - LM Bearings+LMRods / LM Rail +LM blocks?		
Motor mounting dimensions Attach sketch.		
Loading on the table.		
Maximum Traverse Speed		
Frequency of Operation in a day.		
Back lash requirement.		
Dimensional restrictions if any.		
Other data if any available.		
Present Arrangement		
Driving Unit- Motor Details		
Position feedback device		
Input required Coaxial to Motor / Belt driven and mounting parallel to ballscrew axis.?		
Special requirement or OEM requirment . If OEM please indicate oftakes annually.		